


Year 1 Phonics Screening Check



This presentation will cover...

- What is Phonics?
- What is the Phonics Screening Check?
- What happens during the Screening?
- Alien words (nonsense/pseudo words)
- Reporting to parents
- How are the results used?
- How can I help my child at home?





What is phonics?

- Children begin to learn phonics (sounds) in early years, both nursery and reception.
- Once children begin learning sounds they can be used orally to identify and make words.
- The children then learn the letters which make each of the sounds and these are used to read and spell words.
- We have phonics lessons 5 times a week and a homework to accompany .
- Phonics is generally set to ensure the pace is write for the children.



What is the Phonics Screening Check?

- The Phonics Screening Check is a check designed to confirm whether individual children have learnt phonic decoding and blending skills.
- Children in Year 1 throughout the country will be taking part in the Phonics Screening Check during the same week in June
- Children in Year 2 will take the Screening again if they did achieve the required pass mark in Year 1 or they have not done it before.
- If your child is not in school this week they will do the Screening the following week.
- If they are still not in school they will most likely do the Screening in Year 2.
- It is up to the Headteacher to decide (with consultation with the class teacher) if it appropriate for their pupils to take the Screening.

What happens during the Screening?







- The Check consists of 40 words.
- Each child will sit one-to-one with their class teacher and read each word out loud.
- The Check takes approximately 10 minutes per child but this can vary. The children are not rushed to finish and they are able to complete it at their own pace.
- The list of words for the children to read is a combination of 20 real words and 20 alien (nonsense/pseudo words).
- The teachers are not allowed to help the children with their decoding or blending.

Alien words (nonsense/pseudo words)



- Alien words will be shown in the list of words with a small picture of an alien. This tells the children straight away that the word is not real.
- Alien words are included in the Check because they will be new to all pupils and rely on the children decoding and blending.
- For example

vuss	
quop	
zook	
chack	



Reporting to Parents

- By the end of the summer term all schools must report each child's result to their parents.
- School will also have the pass threshold confirmed allowing us to inform parents if their child has passed the Check.
- Children who did not achieve the pass mark will retake the test in Year 2. We will, most likely, give the results out with the school reports.



How are the results used?

- Results are used for schools to analyse their own performance.
- They are available for OFSTED to use in inspections.



How can I help my child at home?



- Play lots of sound and listening games
- Read as much as possible
- Encourage and praise
- Help decode if your child is struggling
- Use your fingers to identify sounds in sounds
- There is a hand out with various websites that can help too



**Thank you for your time.
Are there any questions?**